

## Precision Component **Manufacturer**

Since 1999 we have been offering manufacturing solutions for a wide variety of Industries & Applications

- ◆ SWITCH GEARS
- ◆ VALVES
- ◆ AUTOMOBILE
- ◆ TEXTILES
- ◆ WINDMILL
- ◆ PUMPS
- ◆ AEROSPACE
- ◆ GENERAL ENGINEERING
- ◆ RAILWAY
- ◆ MACHINE TOOLS



# Who We Are

At Rabwin industries we have the most advanced world-class CNC machinery of varied types to deliver precision machined parts, assemblies & sub-Assemblies with consistent quality. With the help of cutting-edge technologies and state-of-the-art machinery, we provide One Stop Solution for most of our customer needs, which includes the development of 3D models, Patterns, Moulds, Casting, Machining, Surface Treatment, etc. Rabwin is committed to providing "Value for Money" to our customers by supplying "World-class quality products and services " with a focus on achieving On-time-delivery.



**25+**

**Years  
of Experience**

**33000+**  
**Components  
Produced**

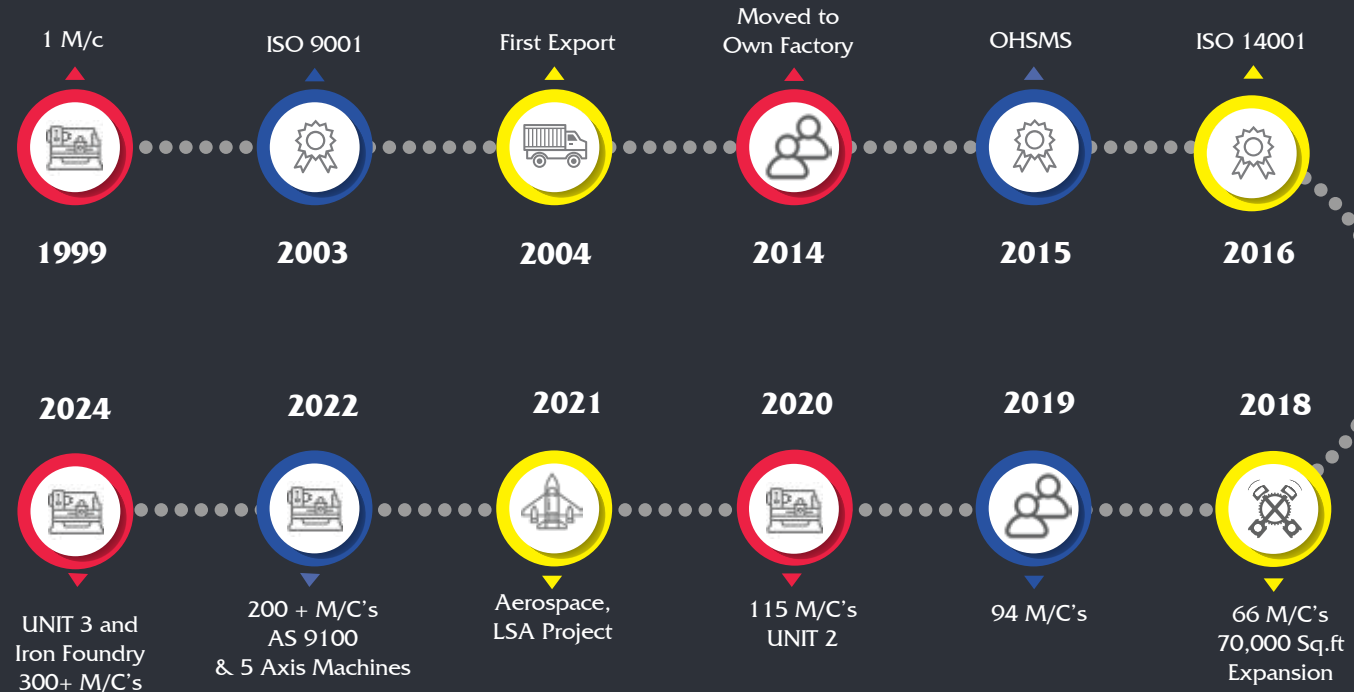
**130+**  
**Active Customers**

**300+**  
**CNC Machines**

**1200+**  
**Employees**


# Our Growth Story

Rabwin Industries was started in the year 1999 with 3 employees and 1 CNC machine. With continuous improvement and development, we are now equipped with more than 300+ CNC machines and with a growing workforce of 1150 employees.



# What We Do

Our well-equipped and modernized infrastructure allows us to design and develop solutions that solve our customer needs. The flexibility in our machines together with our technical expertise helps us in providing complicated and competitive machining solutions.





# **CERTIFICATIONS**

## **& Accreditations**

- ISO 9001 - Quality Management System
- ISO 45001 - Occupational Health and Safety Management System
- ISO 14001 - Environmental Management System
- IATF 16949 - International Automotive Task Force
- AS 9100 - Aerospace
- Dun & Bradstreet



# Materials We Work With

## Exotic Steel: Bar Stocks & Forgings:-

- ▶ Alloy 20
- ▶ Hastelloy
- ▶ Duplex
- ▶ Monel
- ▶ Inconel
- ▶ M4
- ▶ Stellite #6
- ▶ Titanium
- ▶ Grade 660
- ▶ Ferralium
- ▶ SCM420V
- ▶ D2

**Stainless Steel:** SS316L, SS303, SS304, SS410, SS416, SS431, SS440C, 17-4 PH (1075, 1150, 1025, H900 & H925), CF3M, CF8M, CA15


**Carbon Steel:** SAE1018, EN8D (CK45), EN1A (11SMN30), EN9, En36, En19, SAE8620, ASTM A105, ASTM A106 Gr B., 20MnCr5, 16MnCr5, 42CrMo4, EN24, EN31

**Copper:** OFHC, ETP, Copper-Nickel

**Aluminum Extrusion (Rods/Plates) :** 6082, 6063, 6101B, 7075, 6061, 2024, 5083.

**Aluminum Extrusion (Seamless Tubes) :** 6061, 6082, 6060.

**Cast Iron Casting, SG Iron Casting, Investment Casting, Forging, Copper – Nickel Castings :** All grades



# Capabilities

At RABWIN, we pride ourselves on harnessing cutting-edge CNC machines that empower us to craft components with unparalleled precision, reaching accuracy levels as fine as 0.005 microns.

Versatility is key to our manufacturing approach. Whether it's a singular component or a diverse array, we're equipped to handle a broad spectrum of batch volumes, catering to needs as modest as a single part or as extensive as 10,000 parts. Our flexible capabilities enable us to serve you, regardless of scale, with the same unwavering dedication to quality.

Experience the synergy of innovation and expertise at RABWIN. Your precision engineering solutions start here.

## **Machining Range (mm) :**

3000 (L) x 2000 (W) x 1100 (H) /  
Dia 1600 x L 1250

**Input Material Forms :** Raw materials from castings, forgings as well as bar stock

**Weight Range (kg) :** Upto 3000 kg for both turning and milling

**Heat Treatments :** Carburizing, Case Hardening, Quench & Tempering, Induction Hardening, Carbo-nitriding, Nitriding

**CNC MACHINES :** 5 AXIS, HMC, VMC, TURNING CENTRES, TURNMILL, VTL, VTM, HOBBING, GRINDING, BALANCING, BROACHING, EDM WIRE CUT, WELDING TIG & MIG, HONING .

**Surface Treatments :** Silver, Zinc, Chrome, Anodizing, CED Coating, Phosphating, Stellite 6 overlay, Teflon Coating, HVOF, Babbitt, ENP, Plasma Coating.

# Trailer Jack

Explore Unmatched Convenience and Longevity with Our Extensive Array of Trailer Jacks

Experience the epitome of convenience and strength through our comprehensive collection of trailer jacks. Meticulously crafted for precision and engineered for enduring performance, our complete range embodies unwavering durability and exceptional functionality.

As a pioneering manufacturer, we take immense pride in presenting a lineup of jacks that caters to your every trailer lifting and stabilizing requirement. With RABWIN trailer jacks, every lift is a testament to reliability.

Our product assortment includes an array of options to suit your needs:

- ♦ A-frame jacks ♦ Marine jacks ♦ Swivel jacks ♦ Direct-weld square jacks
- ♦ Accessories and Replacement parts

We're not just about providing standard solutions; we offer customization to align with your unique specifications. From different foot sizes to various mount locations (square, round, custom weldments), even accommodating customer-specific mounts and handle sizes — your vision is our command.

Elevate your trailer experience with RABWIN. Our jacks redefine what durability, performance, and tailor-made solutions truly mean.



## Square side wind weld-on

SUPPORT CAPACITY - 5000 lbs (2268 kg)  
LIFT CAPACITY - 3000 lbs (1360 kg)  
TRAVEL - 270 mm (10.5 inch)




## Round side wind weld-on swivel

SUPPORT CAPACITY - 3000 lbs (1360 kg)  
LIFT CAPACITY - 2000 lbs (907 kg)  
TRAVEL - 254 mm (10 inch)



## Round top wind weld-on swivel

SUPPORT CAPACITY - 3000 lbs (1360 kg)  
LIFT CAPACITY - 2000 lbs (907 kg)  
TRAVEL - 254 mm (10 inch)



## Round top wind weld-on swivel pull pin 10" travel

SUPPORT CAPACITY - 5000 lbs (2268 kg)  
LIFT CAPACITY - 3000 lbs (1360 kg)  
TRAVEL - 254 mm (10 inch)



## Round top wind weld-on swivel pull pin 15" travel

SUPPORT CAPACITY - 5000 lbs (2268 kg)  
LIFT CAPACITY - 3000 lbs (1360 kg)  
TRAVEL - 381 mm (15 inch)



## Round side wind bolt-on swivel

SUPPORT CAPACITY - 3000 lbs (1360 kg)  
LIFT CAPACITY - 2000 lbs (907 kg)  
TRAVEL - 254 mm (10 inch)



## Round top wind A-frame mount with footplate

SUPPORT CAPACITY - 3000 lbs (1360 kg)  
LIFT CAPACITY - 2000 lbs (907 kg)  
TRAVEL - 254 mm (10 inch)



## Round top wind bolt-on A-frame mount with roller

SUPPORT CAPACITY - 3000 lbs (1360 kg)  
LIFT CAPACITY - 2000 lbs (907 kg)  
TRAVEL - 254 mm (10 inch)



# Machineries

09

## CNC Machines


- ◆ 5 AXIS
- ◆ HMC
- ◆ VMC
- ◆ TURNING CENTRES
- ◆ TURNMILL
- ◆ VTL
- ◆ VTM
- ◆ HOBGING
- ◆ GRINDING
- ◆ BALANCING
- ◆ BROACHING
- ◆ WIRE CUTTING
- ◆ CONVENTIONAL
- ◆ HONING



HMC



VMC



5 AXIS



WIRE CUTTING

# Indian Sourcing Partner

Discover Affordable Solutions with Rabwin!

Are you in search of cost-effective alternatives? At Rabwin, we provide you with the competitive pricing you desire, all while retaining complete control over your components.

When you partner with Rabwin for sourcing, we take charge of managing both quality and suppliers, offering you savings in time, money, and stress. Rest assured, you remain firmly in control of the process, whether we manufacture your products in-house or source them externally.

Whether your requirements involve straightforward parts or intricate precision assemblies, we determine the optimal approach for producing your components. Our solutions encompass both in-house production and outsourcing from our approved suppliers, ensuring you benefit from a unified supply chain that we oversee entirely.

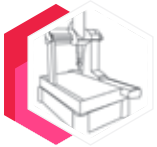
As we collaborate, the need for dual sourcing critical components becomes obsolete. This strategic shift not only reduces your supplier interaction time by half but also drives down piece costs, thanks to the economies of scale achieved through single sourcing.

Ready to find out more? Feel free to get in touch with us to have your questions answered. Your next efficient and cost-effective solution is just a message away.



# Inspection

Our facility houses more sophisticated and advanced inspection machines



CMM  
(3000x1500x1000)



Millipore



Particle Analyzer



MPI



PMI Tester



Vickers Hardness Tester



Gear roll Tester



Profile Projector



Surface Analyzer



Conductivity Testing



Particle Count  
& Image Analyzer



Ultrasonic

# Our Products

Our wide range of product portfolio includes Switch gear, Pumps, Valves, Aerospace, Heavy engineering, Automobile and Conductors.

## SWITCH GEARS

We supply components to gas and air insulator substations which includes corona shield, big plates, tubes, contact parts, cylinders & mechanism parts. Also, we supply conductors for 760 kVA substations up to 12mts in length.



## PUMPS

For the pump industry, we manufacture plungers, mounting bracket, casing, carrier assembly, anchor brake, control rod, shaft, crankshaft assembly, motor housing & rotors



## VALVES

We deal with split clamp, plugs, cages, disc, seat rings, levers, piston & LSA assembly for the valve industry



## HEAVY ENGINEERING

Our product portfolio in the heavy engineering industry includes windmill planet shaft, axle box, gear casing, flywheel housing, textile leg, rail, head & tailstock.



## AEROSPACE

For the aerospace industry, we manufacture wing plate, telescopic frame, housing breech & Combusterdump.

## AUTOMOBILES

We supply secondary flywheel, exhaust manifold, shutter housing, cab anchorage, brackets, clutch plates for the auto industry



## GEARS

Our facilities include gear broaching, hobbing, shaper and shaver for manufacturing of helical, spur, and spline gears

# FUTURE PLAN & SOLUTIONS

## 01. **Forward** integration

- Surface Treatment
- Heat Treatment

## 02. **Backward** integration

- Foundry
- Forgings

## 03. **Contract** Manufacturing





**Mr. PR ARUCHAMY**

Managing Director



**Mr. P RAMAKRISHNAN**

Director



**Mr. P BALAKRISHNAN**

Director



**Mr. K SENTHILKUMAR**

Director

**DIRECTORS**

# Global Business

Currently, we cater to around 18 nations around the globe. With on-time delivery and competitive pricing along with the ability to manufacture complex jobs, we are being preferred by many of our customers over our competitors.



# Clients

Our domestic and international clients



xylem



**VIKING PUMP**  
A Unit of IDEX Corporation

**IDEX CORPORATION**



**CATERPILLAR**



**Perkins®**

**TRELLEBORG**

**CIRCOR**

**DOVER**

**TOSHIBA**



**FLOWSERVE**

**VELAN**

**ITEMF**  
weaving in motion

**MEDHA**

**MAKINO**

**DAKSHIN**



**Brakes India Private Limited**

**IR**  
Ingersoll Rand

**MARZOLI**  
Textile Engineering

**pricol**

**SIEMENS**  
Ingenuity for life




**SANDEFITS**  
CRAFTING EXCELLENCE



# CONTACT US

---

## **RABWIN INDUSTRIES PRIVATE LIMITED**

 SF.NO.138/2, SNMV College Road,  
Malumichampatti(PO), Coimbatore-641050,  
Tamilnadu, India.

 0422-2611190, +91 9364574044

 [info@rabwin.in](mailto:info@rabwin.in)

 [www.rabwin.com](http://www.rabwin.com)

